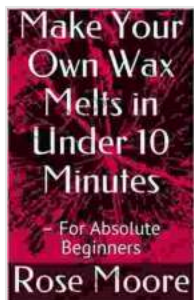


Make Your Own Wax Melts In Under 10 Minutes: The Ultimate Guide



Make Your Own Wax Melts in Under 10 Minutes : – For Absolute Beginners by Erisvaldo Correia

★★★★☆ 4 out of 5

Language : English
File size : 1448 KB
Text-to-Speech : Enabled
Screen Reader : Supported
Enhanced typesetting : Enabled
Print length : 12 pages
Lending : Enabled



Wax melts are a great way to add some ambiance to your home. They're easy to make and can be customized to create any scent you like. Plus, they're a great way to use up leftover wax from candles.

In this guide, we'll show you how to make your own wax melts in under 10 minutes. We'll cover everything you need to know, from choosing the right wax to adding your own scents.

What You'll Need:

- Soy wax or paraffin wax
- Essential oils or fragrance oils
- Melting pot or double boiler

- Silicone mold
- Thermometer

Instructions:

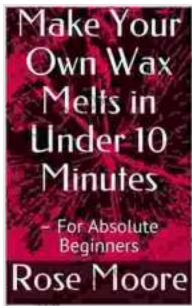
1. ****Prepare your wax.**** If you're using soy wax, you'll need to melt it slowly over low heat. If you're using paraffin wax, you can melt it more quickly over medium heat. 2. ****Add your essential oils or fragrance oils.**** Once the wax has melted, remove it from the heat and add your desired essential oils or fragrance oils. Stir well to combine. 3. ****Pour the wax into the mold.**** Carefully pour the melted wax into the silicone mold. Tap the mold on the counter to remove any air bubbles. 4. ****Let the wax cool.**** Allow the wax to cool completely before removing it from the mold. This may take several hours. 5. ****Enjoy your wax melts!**** Once the wax has cooled, you can remove it from the mold and start using it.

Tips:

* Use a variety of essential oils or fragrance oils to create your own custom scents. * Add a few drops of food coloring to the wax to create colored wax melts. * Make a large batch of wax melts and store them in an airtight container for later use. * Give wax melts as gifts to friends and family.

:


Making your own wax melts is a quick and easy way to add some ambiance to your home. With just a few simple ingredients and a little bit of time, you can create custom wax melts that smell exactly the way you want them to.



Make Your Own Wax Melts in Under 10 Minutes : – For Absolute Beginners by Erisvaldo Correia

★★★★☆ 4 out of 5

Language : English
File size : 1448 KB
Text-to-Speech : Enabled
Screen Reader : Supported
Enhanced typesetting : Enabled
Print length : 12 pages
Lending : Enabled



Senator Leahy: A Life in Scenes

Senator Patrick Leahy's memoir, A Life in Scenes, is a deeply personal and moving account of his life and career. The book is full of vivid...



Magda: A Mother's Love, A Daughter's Redemption - A Journey of Triumph Over Tragedy

Immerse Yourself in the Captivating True Story of Magda Trocme; In the tranquil hills of Le Chambon-sur-Lignon, France, during the darkest hours of World War II, Magda...

