


The Photographer's Guide to Uxmal: Capturing the Beauty of an Ancient Maya City



A Photographer's Guide to Uxmal by Eric Seale

★★★★★ 5 out of 5

Language : English
File size : 1462 KB
Text-to-Speech : Enabled
Screen Reader : Supported
Enhanced typesetting : Enabled
Word Wise : Enabled
Print length : 61 pages
Lending : Enabled

FREE

DOWNLOAD E-BOOK



Uxmal is one of the most iconic Maya cities in Mexico, known for its stunning architecture, vibrant culture, and rich history. For photographers, Uxmal presents a unique opportunity to capture the beauty of an ancient civilization while also exploring the natural wonders of the surrounding Yucatan Peninsula. This guide will provide you with everything you need to know to plan your photography trip to Uxmal, from the best time to visit to the essential gear you'll need.

Planning Your Trip

When to Visit

The best time to visit Uxmal for photography is during the dry season, which runs from November to April. During this time, the weather is generally clear and sunny, providing optimal lighting conditions for capturing the ruins. The rainy season, which runs from May to October, can be more challenging for photography due to the increased humidity and potential for rain.

Essential Gear

To capture the best possible images of Uxmal, you'll need a few essential pieces of gear:

- * A sturdy tripod: A tripod will help you keep your camera steady and avoid blurry images, especially when shooting in low light.
- * A wide-angle lens: A wide-angle lens will allow you to capture the vastness of the ruins and the surrounding landscape.
- * A polarizing filter: A polarizing filter will help to reduce glare and reflections, making the colors of the ruins more vibrant.
- * A neutral density filter: A neutral density filter will allow you to slow down your shutter speed, creating a sense of movement in your images.

Permits and Fees

To enter Uxmal, you will need to Free Download a ticket. Tickets are available at the entrance to the site and cost 80 pesos for foreigners and 50 pesos for Mexican citizens and residents.

Photography Techniques

Composition

When composing your shots, there are a few things to keep in mind:

* Use leading lines: The ruins of Uxmal are full of leading lines, such as the paths that lead to the pyramids and the columns that line the courtyards. Use these lines to draw the viewer's eye into your image. * Frame your subject: Use the natural elements of the ruins to frame your subject, such as the doorways, windows, and arches. This will help to create a sense of depth and interest. * Experiment with different perspectives: Don't just shoot from eye level. Get down low to capture the ruins from a unique perspective, or climb to a higher vantage point to get a bird's-eye view.

Exposure

The ruins of Uxmal are mostly made of limestone, which can be very bright in the sunlight. To avoid overexposing your images, use a negative exposure compensation value. This will help to darken the ruins and bring out the details.

Focus

When focusing your camera, make sure to focus on the most important part of the scene. If you're shooting a wide-angle shot, use hyperfocal distance to ensure that everything in the image is sharp.

Editing

Once you've captured your images, you can edit them to enhance the colors, contrast, and sharpness. Here are a few tips:

* Use a photo editing software program to adjust the exposure, contrast, and white balance. * Use a sharpening tool to make the details of the ruins stand out. * Use a noise reduction tool to remove any unwanted noise from your images.

Exploring Uxmal

In addition to the main ruins, there are a number of other areas of Uxmal that are worth exploring, including:

* The Nunnery Quadrangle: This quadrangle is home to some of the most intricate and well-preserved buildings in Uxmal. * The Great Pyramid: This is the tallest structure in Uxmal and offers panoramic views of the surrounding countryside. * The Ball Court: This ball court is one of the largest in Mesoamerica and was used for a ritual game that was similar to modern-day basketball.


Uxmal is a photographer's paradise, offering a wealth of opportunities to capture stunning images of an ancient Maya city. With its rich history, vibrant culture, and natural beauty, Uxmal is a place that will stay with you long after you've left. So what are you waiting for? Start planning your photography trip to Uxmal today!

A Photographer's Guide to Uxmal by Eric Seale


★★★★★ 5 out of 5

Language : English

File size : 1462 KB



Text-to-Speech : Enabled
Screen Reader : Supported
Enhanced typesetting : Enabled
Word Wise : Enabled
Print length : 61 pages
Lending : Enabled



Senator Leahy: A Life in Scenes

Senator Patrick Leahy's memoir, *A Life in Scenes*, is a deeply personal and moving account of his life and career. The book is full of vivid...



Magda: A Mother's Love, A Daughter's Redemption - A Journey of Triumph Over Tragedy

Immerse Yourself in the Captivating True Story of Magda Trocme; In the tranquil hills of Le Chambon-sur-Lignon, France, during the darkest hours of World War II, Magda...